SAUDI BOX OFFICE REPORT

YEAR 2024

Saudi Box Office Performance – 2024

Total Revenue (⃁)	Number of Films Screened	Number of Tickets Sold	Average Ticket Price (⃁)
845.6 Mn	504	17.5 Mn	48.2

Performance of Saudi Films at the Box Office – 2024

Total Revenue (⃁)	Number of Films Screened	Number of Tickets Sold
56.8 Mn	18	1.4 Mn

Cinema Operators

Revenue and Ticket Sales by Region

Number of Regions	Number of Theaters	Number of Screens
10	64	630

Total Revenue (⃁)

Total Ticket Sold (Tickets)

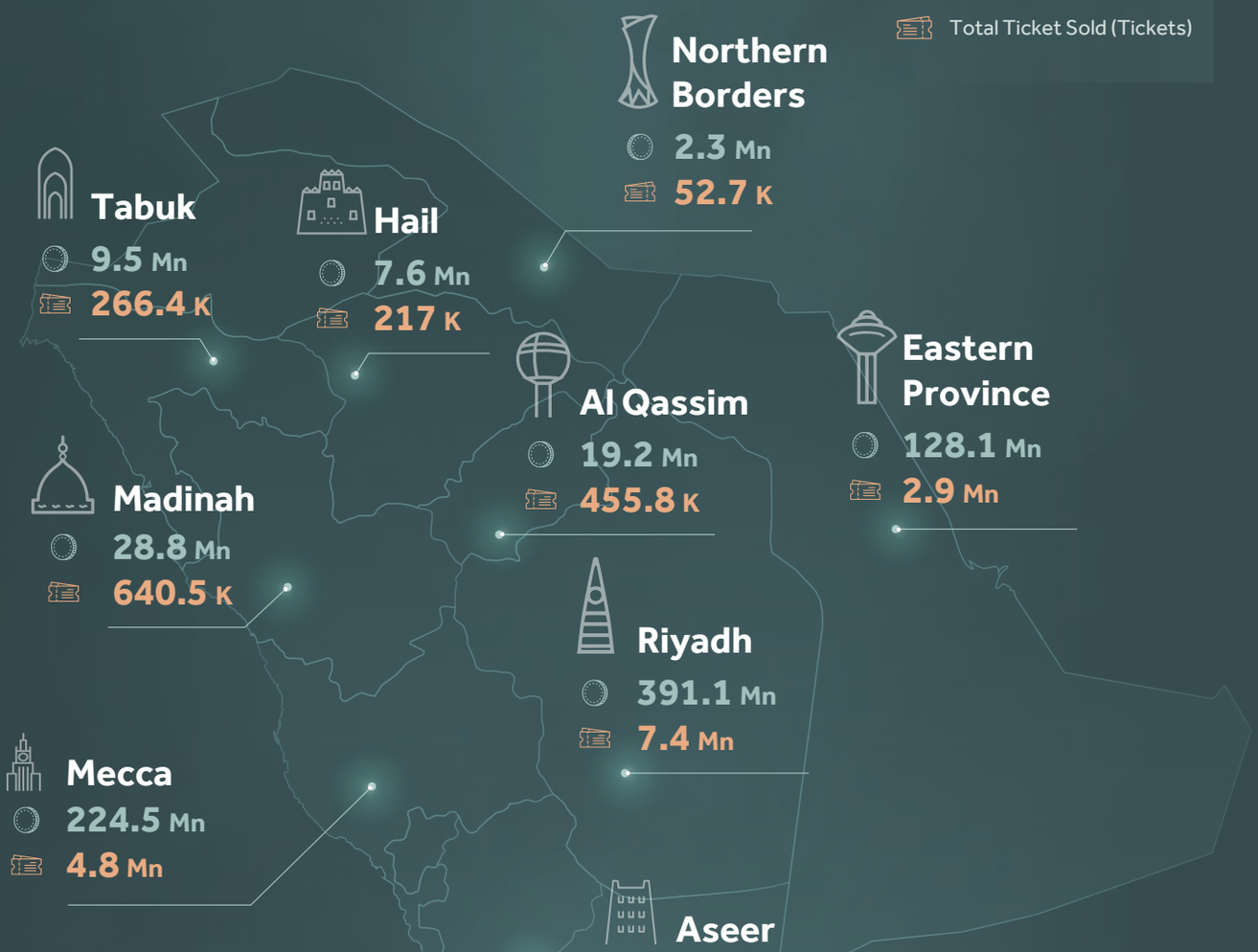

Box Office Revenue and Tickets Sold

Total Saudi Box Office Revenue (⃁)

Total Tickets Sold at the Saudi Box Office

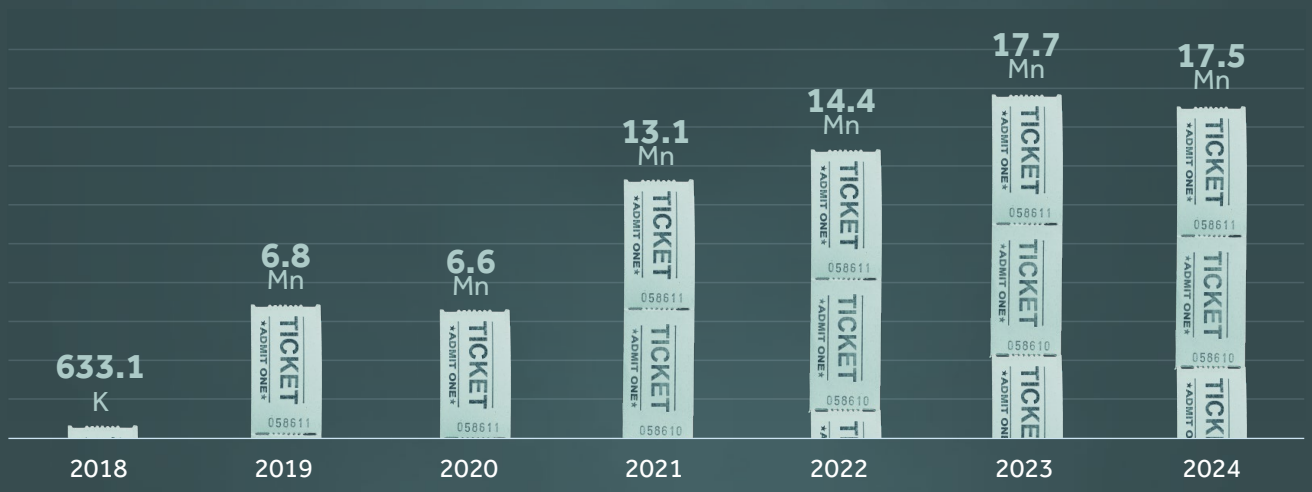

Number of Films Screened

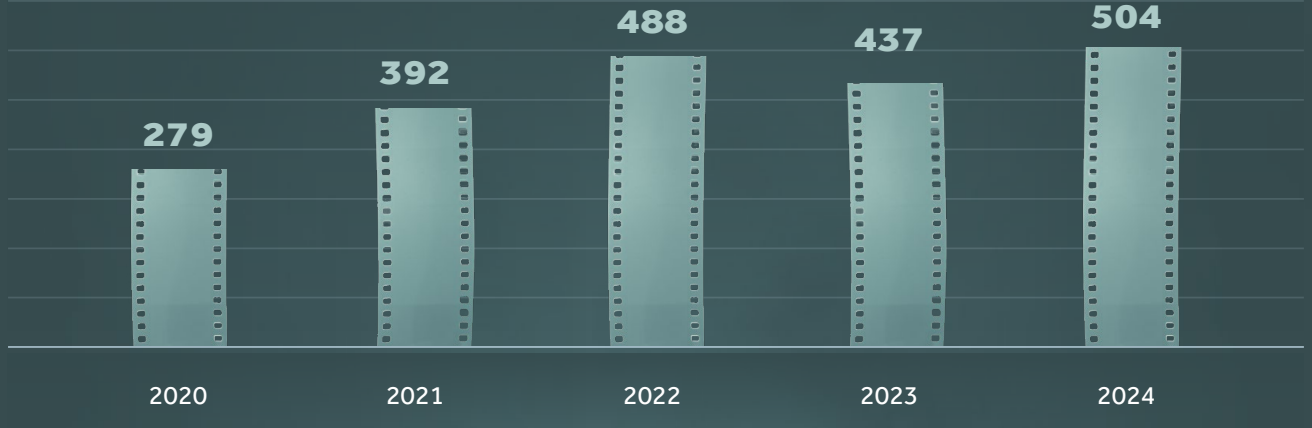

Revenue (⃁) - 2024



Tickets Sold - 2024

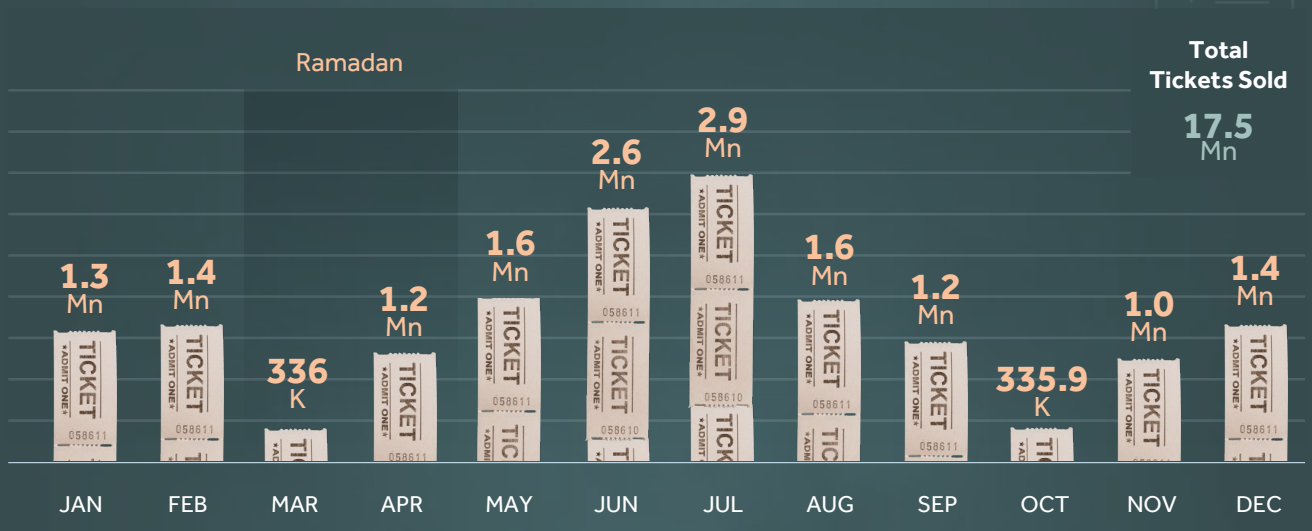

Average Ticket Price (⃁) by Day of Week



Saudi Films Screened in Cinemas

Since Release Until the End of 2024

Number of Weeks in Theaters | Total Revenue (⃁) | Total Tickets sold | Release Date

Night Courier

- 18 weeks
- 28,683,307
- 620,543
- 14-12-2023

Shabab El Bomb

- 23 weeks
- 26,601,811
- 632,658
- 11-4-2024

Hwjn

- 15 weeks
- 4,763,232
- 117,059
- 4-1-2024



Ahlam Alasr

- 8 weeks
- 3,834,704
- 88,751
- 2-5-2024

Leil Nahar

- 3 weeks
- 3,360,827
- 71,403
- 12-12-2024

El Senior

- 8 weeks
- 2,244,901
- 54,595
- 1-8-2024

The Cello

- 17 weeks
- 1,994,255
- 74,495
- 9-14-2023

Norah

- 7 weeks
- 1,935,003
- 43,322
- 20-06-2024



Last Party in R Desert

- 7 weeks
- 1,002,974
- 21,491
- 9-5-2024

Yesterday After Tomorrow

- 6 weeks
- 498,450
- 17,968
- 25-01-2024

Hajjan

- 7 weeks
- 439,140
- 13,551
- 18-01-2024

Mubtaath

- 3 weeks
- 391,343
- 14,932
- 19-09-2024

Saifi

- 3 weeks
- 271,786
- 5,739
- 26-12-2024

I Am Al Ittihad

- 4 weeks
- 222,244
- 4,903
- 4-18-2024

Villa 54

- 3 weeks
- 173,706
- 3,491
- 10-10-2024

Within Sands

- 7 weeks
- 155,538
- 3,474
- 15-02-2024

To my Son

- 2 weeks
- 64,397
- 1,382
- 1-2-2024

Top 10 Box Office Films

Since Release Until the End of 2024

Number of Weeks in Theaters | Total Revenue (⃁) | Total Tickets sold

1



Bad Boys: Ride Or Die

20 weeks
88,117,825
1,723,548

2

Welad Rizk

17 weeks
39,386,428
902,282

3

Gawaza Toxic

17 weeks
29,890,465
635,720

4

Inside Out 2

27 weeks
29,213,918
702,016

5

Night Courier

18 weeks
28,683,307
620,543

6

Shabab El Bomb

23 weeks
26,601,811
632,658

7

Deadpool & Wolverine

23 weeks
26,395,797
499,136

8

The Beekeper

15 weeks
23,195,874
396,083

9

El Lahazat El Lazeeza

13 weeks
22,706,361
459,461

10

Ex Meraty

16 weeks
20,485,660
444,718

Box Office Market Share by Country of Production

No. of Films | Market Share | Highest-Grossing Film

#1

USA

180
58.50%
Bad Boys: Ride Or Die

#2

Egypt

45
25.10%
Welad Rizk 3

#3

Saudi Arabia

17
7.80%
Shabab El Bomb

#4

India

109
3.97%
Pushpa 2: The Rule

#5

Japan

14
0.92%
Detective Conan: The Million Dollar Pentagram

#6

UK

19
0.59%
Canary Black

#7

France

13
0.43%
Weekend In Taipei

#8

Russia

9
0.37%
Dolphin Boy

Performance by Film Genre

Total Revenue (¥) | No. of Films | Market Share | Highest-Grossing Film

#1

Action

334,017,925
115
39.50%

#2

Bad Boys: Ride Or Die

Comedy

190,773,009
74
22.56%
Gawaza Toxic

#3

Animation

116,378,089
76
13.76%
Inside Out 2

#4

Horror

65,087,518
63
7.70%
A Quiet Place: Day One

#5

Drama

54,200,870
93
6.41%
It Ends With Us

#7

Other

54,321,062
53
6.40%
El Hawa Sultan

#6

Thriller

31,207,477
32
3.69%
Joker: Folie A Deux

Performance by Film Rating

Total Revenue (ج) | Total Tickets sold | No. of Films

G

Suitable for All Ages

4,407,406
109,409
19

1%

PG

Parental Guidance
Recommended for Under 12

119,352,863
2,735,204
56

14%

PG12

Parental Guidance Required for Under 12

70,322,287
1,544,552
38

8%

PG-12

PG15

Parental Guidance Required for Under 15

112,919,393
2,292,860
59

13%

PG-15

R15

Viewers Under 15 Not Allowed

222,887,431
4,686,154
138

26%

R-15

R18

Viewers Under 18 Not Allowed

315,737,325
6,151,857
194

37%

R-18

هيئـــــة الأفـــــلام
Film Commission